



---

# Play! Pokémon Retail Prerelease Program

Pokémon TCG: *Sun & Moon—Team Up*

Reservation window: October 29 – November 16

Ordering window: November 26 – December 7

Sanctioning window: December 10 – January 4

Valid Prerelease dates: January 19–27

---

# Play! Pokémon Retail Prerelease Program

## Contents

1. <i>Sun &amp; Moon—Team Up</i> Timeline.....	3
1.1. Reservation Window .....	3
1.2. Sanctioning Begins.....	3
1.3. Ordering Window .....	3
1.4. Prerelease Tournament Window .....	3
1.5. Reporting Window.....	3
2. Reservation.....	4
2.1. General Information .....	4
2.2. The Reservation Process.....	4
3. Prerelease Kit Allocation Chart .....	6
4. Participating Resellers .....	7
5. Sanctioning .....	9
6. Ordering.....	10
7. Prerelease Kit Contents and Use.....	10
7.1. Kit Contents .....	10
7.2. STAFF Promo Cards .....	11
7.3. Distributing Kit Contents .....	11
8. Tournament Operations.....	12
8.1. Prizing .....	13
9. Reporting .....	14
10. Frequently Asked Questions .....	15
10.1. Reservations and Orders .....	15
10.2. Sanctioning .....	15
10.3. Running a <i>Sun &amp; Moon—Team Up</i> Prerelease .....	16
10.4. Reporting .....	18
11. Resources .....	19
11.1. Program Documents.....	19
11.2. Tutorials.....	19
11.3. Tournament Operations Manager .....	19
11.4. Retail Liaison Contacts.....	19

# 1. *Sun & Moon—Team Up* Timeline

## 1.1. Reservation Window: October 29 – November 16

---

You may place a reservation request for *Sun & Moon—Team Up* Prerelease Kits using the links below:

United States & Canada

---

[Click here](#) if you are located in the United States or Canada.

Europe & South Africa

---

[Click here](#) if you are located in Europe or South Africa.

## 1.2. Ordering Window: November 26 – December 7

---

Ordering will end on December 7, but should be completed as soon as possible once the window opens. Orders must be placed with your reseller; The Pokémon Company International will not place your order for you.

Attempting to order after the deadline may result in your not receiving Prerelease Kits.

## 1.3. Sanctioning Window: December 10 – January 4

---

Sanctioning should be completed as soon as you meet the requirements and are granted the approval to run the Prerelease. Please allow 3 to 5 business days for your role to be granted; you will receive an email once your account has the Prerelease role.

Sanction your primary event as soon as possible. Additional flights may be sanctioned when needed.

You are required to sanction the event on [the official Pokémon website](#). Failure to do so may result in ineligibility to continue participation within the Retail Prerelease Program.

## 1.4. Prerelease Tournament Window: January 19–27

---

The *Sun & Moon—Team Up* Prerelease may be held at any time during this window.

## 1.5. Reporting Window: Closes 7 days after your event

---

You must upload the results of your Prerelease within 7 days of the date it was held. Failure to report may result in ineligibility to continue participation within the Retail Prerelease

Program.

## 2. Reservation

### 2.1. General Information

---

Reservations will be accepted only between October 29 and November 16. Late requests will not be accepted.

Place a reservation for your *Sun & Moon—Team Up* Prerelease Kits using the [links on the previous page](#). Please note that this is only a reservation, and you will still need to contact your reseller when the ordering window opens November 26.

Only 1 reservation per store may be placed. Duplicate reservations will be disregarded.

If you own multiple store locations, please place separate reservations and separate orders with your reseller for each store. This will help the reseller match your order with the list provided by Pokémon Organized Play.

### 2.2. The Reservation Process

---

The location for which you are reserving Prerelease Kits will determine what information you must provide during the reservation process.

*Information below is required no matter where your store is located.*

---

- 📍 City: The city where your store is located.
- 📍 Store Name: The name of the store where you host your Pokémon League, not the League name.
- 📍 League ID: This number is located in the upper-left portion of your LeagueDetails page. This is not your Player ID.
- 📍 Organizer Name: This must be the full name of a Pokémon Professor with the Organizer role.
- 📍 Reseller: You can choose from any of the resellers listed below.

- 🕒 Previous Prerelease Attendance
- 🕒 Previous Prerelease Tournament IDs: Your Tournament ID will be formatted as XX-XX-XXXXXX. Do not include text in this field.
- 🕒 Number of Kits Requested: Place your reservation for your Prerelease Kits. Allocation is based off previous attendance. Each kit accommodates 10 players.
- 🕒 Store Contact Email Address: Add the email address of the individual at your store who will be the point of contact for this Prerelease.
- 🕒 Additional Notes: Use this field to provide any additional information.

*If your store is located in Europe or South Africa, the following information will be required:*

---

- 🕒 Country: The country in which your store is located.
- 🕒 Kit Language: The language of the cards contained in the kits.
- 🕒 Tournament Organizer Email Address: If different than the store email address.
- 🕒 Store Shipping Address: Store shipping address for any mutually agreed promotional materials

*If your store is located in the United States or Canada, the following information will be required:*

---

- 🕒 Store Shipping Address
- 🕒 State/Province: The state or province where your store is located.
- 🕒 Zip Code: The zip code for your store.
- 🕒 Additional Contact Email Addresses: Please end each entry with a semicolon (;)

*--- Next page: Prerelease Kit Allocation Chart ---*

### 3. Prerelease Kit Allocation Chart

The chart below details the maximum allocation you will receive for the *Sun & Moon—Team Up* Prerelease, which is based on your attendance from your previous events.

Players at Last Prerelease	Max. Kits	Players Supported
0 to 9	2	20
10 to 15	3	30
16 to 23	4	40
24 to 31	6	60
32 to 39	7	70
40 to 47	8	80
48 to 55	9	90
56 to 63	11	110
64 to 71	12	120
72 to 79	13	130
80 to 87	15	150
88 to 95	16	160
96 to 103	17	170
104 to 115	19	190
116 to 123	20	200
124 to 131	21	210
132 to 139	22	220
140 to 147	23	230
148 to 155	25	250
156 to 163	26	260
164 to 171	27	270
172 to 179	28	280
180 to 187	29	290
188 to 195	30	300
196 to 203	31	310
204 to 217	32	320
218 to 225	33	330
226 to 233	34	340
234 to 241	35	350
242 to 249	36	360

## 4. Participating Resellers

*English-language kits are available from the following resellers:*

### Canada

---

Grosnor Distribution

Prince Distribution

Universal Distribution

### United States

---

ACD

Aladdin Distribution

Alliance

All Sports Mktg.

Great American Distribution

Gold River Distribution

GTS Distribution

HAMPS Distribution

Mad AI Distribution

Magazine Exchange Inc.

Peachstate Hobby Distribution

Southern Hobby

Sweet Deal Distribution

### Europe

---

Asmodee Benelux

Asmodee Nordics

Asmodee UK

Blackfire Entertainment

Carletto AG

Enigma Distribution Benelux

Kaissa S/A

South Africa

---

Solarpop

*Kits in languages other than English are available from the following resellers:*

Europe

---

🌐 French

Asmodee France

🌐 German

AMIGO

Carletto AG

🌐 Italian

Gedis Edizione

🌐 Spanish

Asmodee Iberica

*--- Next page: Sanctioning ---*



## 5. Sanctioning

Your *Sun & Moon—Team Up* Prerelease tournament must be sanctioned on [the official Pokémon website](#) by the Organizer listed on your reservation.

### NOTE

---

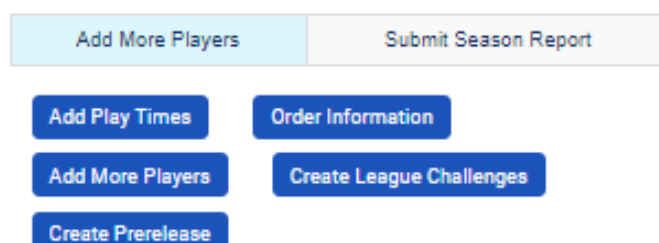
*Your tournament should be named “Sun & Moon—Team Up Prerelease” with no variation in the name (such as “Jim’s Prerelease Party”). Every Prerelease event should have the same name.*

***Prerelease sanctioning has changed.*** *When approved, please navigate to your League Page and click on the Create Prerelease button. When sanctioning your event, please double check to ensure the following categories are correct.*

When sanctioning the tournament, set the following categories:

- ⊖ Product: Trading Card Game
- ⊖ Category: TCG Limited
- ⊖ Premier Event: (2019) Team Up Prerelease

#### Current Season



All Premier Events enter an approval queue once created, which is checked once per business day. If you sanction a Prerelease on a weekend, you will need to wait for approval until the following Monday, when your submission can be reviewed.

If you have enough materials, you may run more than one flight. Each flight must be sanctioned and reported. Unreported events will not count toward increasing your order cap for future events.

If you need to sanction an additional flight over the weekend, you will need to wait for it to be approved on the following Monday before the results can be uploaded.

## 6. Ordering

Pokémon Organized Play will communicate information regarding your Prerelease Kit reservation to your chosen reseller on November 26, advising them to sell you the number of *Sun & Moon—Team Up* Prerelease Kits for which you have been approved.

You must place your order with your chosen reseller between November 26 and December 7. Prices, terms, and shipping details are all at the discretion of the reseller. Please check with your reseller to inquire about their ordering deadlines.

Attempts to order toward the end of this window, or after, may result in the inability to receive kits. Additional kits will not be allocated after the reservation deadline.

## 7. Prerelease Kit Contents and Use

### 7.1. Kit Contents

---

Each Prerelease Kit includes:

- ☉ 1 Build & Battle Box Display: 10 Pokémon TCG: *Sun & Moon—Team Up* Build & Battle Boxes\*
- ☉ 1 Booster Display: 36 Pokémon TCG: *Sun & Moon—Team Up* booster packs for prizing and Judge support
- ☉ 1 Basic Energy Box: 450 Pokémon TCG Energy cards

\* Each Build & Battle Box includes:

- ☉ 23-card Evolution pack featuring key cards from current and prior expansions, including 1 of 4 alternate-art promo cards
- ☉ 4 *Sun & Moon—Team Up* booster packs
- ☉ 1 deck-building tip sheet

#### NOTE

---

*Promo cards intended for use at Play! Pokémon events must be distributed as directed wherever possible. Such promotional material may not be sold by any Organizer, or by the store hosting the event, in any capacity.*

*Starting 30 days after the event at which these cards were intended to be distributed, the remainder may be used in conjunction with additional Play! Pokémon events at the Organizer's discretion. Otherwise, they must be destroyed.*

## 7.2. STAFF Promo Cards

---

STAFF promo cards will now be shipped independently from your Prerelease Kit. Each pack of STAFF promo cards will contain one of each design variation, while the number of packs provided is determined by your approved Prerelease Kit allocation. Additional STAFF promos will not be provided, and requests for such will be disregarded.

STAFF-stamped promos must be given to judges, scorekeepers, organizers, or others who help run the event. STAFF promos may not be given as prizes or sold.

The chart below details the maximum allocation of STAFF promo cards you will receive for the *Sun & Moon—Team Up* Prerelease.

<b>Kits</b>	<b>STAFF Promo Packs</b>	<b>Number of STAFF Promo Cards Provided</b>
<b>1 to 4</b>	<b>1</b>	<b>4</b>
<b>5 to 8</b>	<b>2</b>	<b>8</b>
<b>9 to 12</b>	<b>3</b>	<b>12</b>
<b>13 to 16</b>	<b>4</b>	<b>16</b>
<b>17 to 20</b>	<b>5</b>	<b>20</b>
<b>21 to 24</b>	<b>6</b>	<b>24</b>
<b>25 to 28</b>	<b>7</b>	<b>28</b>
<b>29 to 32</b>	<b>8</b>	<b>32</b>
<b>33 to 36</b>	<b>9</b>	<b>36</b>

## 7.3. Distributing Kit Contents

---

Each player receives 1 Build & Battle Box, contents listed above, and is to construct a 40-card deck.

Booster displays used for prizes and staff support should be opened and distributed in full view of your players.

### NOTE

---

*The booster display provided may not be sold, in whole or in part.*

*Any boosters that remain after the completion of the event should be distributed among event staff or event players, or used as prizing for future events you may run as part of the Play! Pokémon League Program.*

## 8. Tournament Operations

- 🕒 Pokémon tournaments must have a minimum of 8 players.

If you have fewer than 8 players, run the tournament as best you can without using the software. To report a tournament with fewer than 8 players, cancel your tournament on [the official Pokémon website](#) and write “only x players” when prompted for a reason.

- 🕒 Give each player 1 Build & Battle Box, and allow 20–30 minutes for deck building.

You may shorten this time if your players complete their deck building early.

- 🕒 Prerelease tournaments typically last 3 or 4 rounds: the minimum is 3 rounds, and the maximum is natural Swiss + 1 round.

When in Prerelease Mode, the TOM software will give you the choice of ending the tournament each round after the third, up to the maximum. Each round typically lasts 20 minutes + 3 turns.

- 🕒 When running your tournament, we recommend single-game matches as opposed to best-of-three.

Pokémon Prereleases are intended to be quick, fun events for your players, and as these events lean towards the less competitive side, we have found that running single-game matches is ideal. If your players wish to play best-of-three, this is allowed.

- 🕒 Games are played with 4 Prize cards rather than the usual 6.

- 🕒 Basic Energy cards included in the Prerelease Kits are provided to players by the Organizer.

- 🕒 Using the Tournament Operations Manager is required.

You may not use other companies’ tournament software for Pokémon events, or run this tournament by hand.

### NOTE

---

*Please be sure to select the ‘TCG Prerelease’ option when beginning your tournament in TOM.*

## NOTE

*Failure to adhere to any of the above operational criteria may result in your tournament being canceled and/or disciplinary action.*

## 8.1. Prizing

We recommend that all players who completed the event receive 3 additional booster packs as a participation prize at the conclusion of the tournament. You may modify your prize structure as you see fit: for example, if you and your players want a more competitive event, a 4-round tournament could be run, with each player earning 1 pack for participating, and then each win earns an additional booster pack. Other prize structures are possible, but keep in mind that Prereleases often last fewer rounds than would be necessary to determine a clear winner. Do not reduce the total number of boosters in the prize pool below 3 packs per player.

Additional prizing beyond the boosters provided by Pokémon Organized Play is at the Organizer's/store's discretion.

--- Next page: Reporting ---

## 9. Reporting

After your *Sun & Moon—Team Up* Prerelease, you have 7 days to report attendance and standings on your Tournament page on [the official Pokémon website](#). Failure to do so will result in your tournament being labeled as “delinquent,” which may prevent you from participating in future Prerelease opportunities.

To upload, select the “File Upload” tab on your Tournament page, and choose the completed .tdf file that you saved using Tournament Operations Manager (TOM).

You must use the method above to upload the results of your event. The manual upload option is not available for Prerelease tournaments.

### NOTE

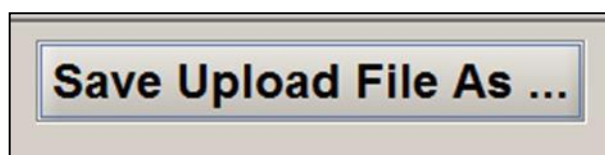
---

*Please note that due to the number of Prerelease events held worldwide every release, the Pokémon Organized Play team will not be able to dedicate any significant amount of time attempting to fix TOM files. If you encounter any upload issues, direct your inquiries to our [Customer Support Portal](#).*

### NOTE

---

*You will receive an error when uploading if the tournament has not been completed in TOM. Each pod will need to be complete: if you don't see a “Save Upload File As...” button at the bottom right of the TOM screen, there are additional rounds to complete.*



*Once the tournament has been completed and saved using the “Save Upload File As...” button, be sure to rename your file with a name that is easy to remember; this will help you to quickly locate the correct .tdf file when you upload your tournament.*

--- Next page: FAQ ---

## 10. Frequently Asked Questions

### 10.1. Reservations and Orders

---

#### 🕒 How do I order my Prerelease Kits?

After placing a reservation and receiving approval, you will need to contact your chosen reseller directly between November 26 and December 7. The Pokémon Company International will not place orders on your behalf.

#### 🕒 How many Prerelease Kits can I reserve?

This is determined by your previous Prerelease attendance. Higher allowances are considered on a case-by-case basis.

#### 🕒 What comes in a *Sun & Moon—Team Up* Prerelease Kit?

One kit includes 10 Build & Battle Boxes (each of which includes a promo card), a booster display containing 36 *Sun & Moon—Team Up* booster packs, and a Basic Energy Box containing 450 assorted Energy cards.

#### NOTE

---

*STAFF promo cards are now shipped separately and are not included in the kit itself.*

#### 🕒 How much does a *Sun & Moon—Team Up* Prerelease Kit cost?

Kit cost is set at the reseller's discretion. The Pokémon Company International does not set these prices.

#### 🕒 What are the deadlines for reserving and ordering? What happens if I miss these deadlines?

Reservation requests must be submitted by November 16, and orders must be placed by December 7, but we highly recommend ordering closer to the beginning of the ordering window. Missing these deadlines may result in ineligibility to participate in the *Sun & Moon—Team Up* Prerelease.

### 10.2. Sanctioning

---

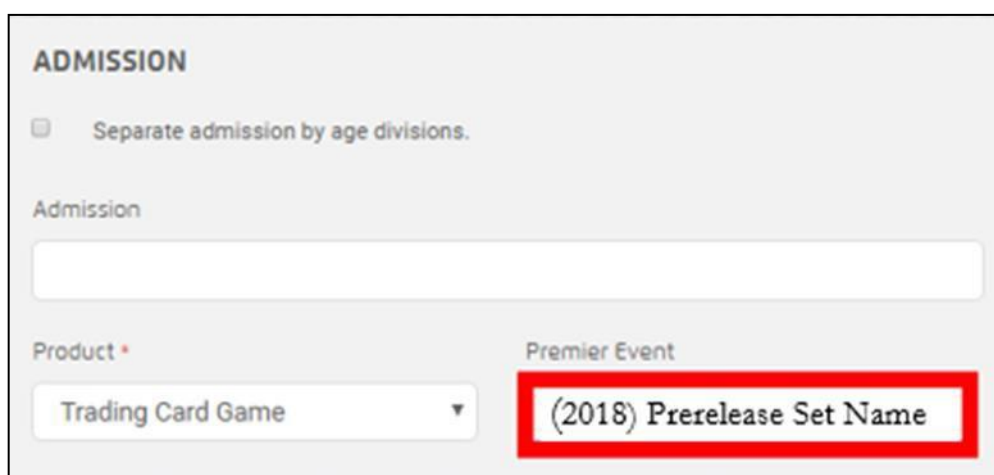
#### 🕒 What is sanctioning, and what does it do?

Sanctioning is the approval process and announcement of a tournament on [the official Pokémon website](#). Sanctioned tournaments are searchable via our [Event Locator](#).

#### NOTE

---

*Sanctioning correctly is a requirement for running a Prerelease. Failure to correctly sanction your event may result in ineligibility to participate in this program in the future. If the Premier Event Prerelease tag (see example below) cannot be found associated with the tournament, it was sanctioned incorrectly. Please download the [Prerelease Sanctioning and TOM Tutorial](#) for instructions on creating this tournament.*



The screenshot shows a form titled "ADMISSION". At the top, there is a checkbox labeled "Separate admission by age divisions." Below this is a text input field for "Admission". Underneath, there are two dropdown menus: "Product" and "Premier Event". The "Product" dropdown is set to "Trading Card Game". The "Premier Event" dropdown is set to "(2018) Prerelease Set Name", which is highlighted with a red rectangular border.

#### 🔗 Who can sanction my Prerelease, and how do they do it?

The Organizer listed on your reservation will be granted the ability to sanction your Prerelease. This individual must be the one to both sanction and run your tournament. See the [Prerelease Sanctioning and TOM Tutorial](#) for further assistance.

### 10.3. Running a *Sun & Moon—Team Up* Prerelease

---

#### 🔗 When can I run my event?

You may hold your *Sun & Moon—Team Up* Prerelease only between January 19 and January 27. Any requests outside this date must be approved by Pokémon Organized Play.

#### 🔗 What should I charge for admission? What about prizes?

Admission is at the Organizer's/store's discretion. Participation prize support (3 boosters and a promo card) is provided by Pokémon Organized Play—any additional prizing is optional and is at the Organizer's/store's discretion.



- 🕒 I'm an Organizer. Once I sanction my Prerelease, can I let my staff run the event?

Staff members may assist in the tournament, but the Organizer must be present at the *Sun & Moon—Team Up* Prerelease. Organizers must never share their Pokémon Trainer Club account and must always be present at their Pokémon tournaments. Using and/or sharing Pokémon Trainer Club accounts and Organizer access may result in removal from the Professor Program.

For further information regarding the use of your Pokémon Trainer Club account, please refer to [the official Pokémon website's Terms of Use](#).

If you have staff interested in joining the Professor Program, please see the [Professor Program Tutorial](#).

- 🕒 My turnout was low. What do I do with my remaining product?

*If your store is located in the United States or Canada and was approved for this Prerelease:*

Your store is eligible for our Early Release Program and may freely sell your remaining *Sun & Moon—Team Up* stock starting January 28. Before January 28, you may schedule additional events, either additional Prerelease flights or informal drafts, and sell the product to participants. Please sanction your additional tournaments with the Prerelease Premier Event tag, so the attending players will count toward your future total allocation numbers.

*If your store is located elsewhere in the world, including Europe and South Africa:*

You may freely sell your remaining *Sun & Moon—Team Up* stock starting February 1.

- 🕒 I forgot to select Prerelease Mode. How do I end my tournament?

If you accidentally use the default Custom Mode, TOM may force you to run more than the desired number of Swiss rounds. If this happens, enter all matches as ties for the undesired rounds. This will allow you to create a file that will upload without adversely affecting players' records. Do not attempt to resolve this situation by dropping everyone in the tournament.



## 10.4. Reporting

---

### 🕒 What is reporting, and why is it important?

Reporting your tournament provides player data to The Pokémon Company International, the Pokémon Professors who helped run your event, and your players.

Players will receive 1 Play! Point for attending and will be able to view their standing after the event, while Professors will receive Professor Points, depending on their current Professor certification (Basic, Stage 1, or Stage 2). Attendance and reporting history will influence Prerelease Kit allowance for future events.

### NOTE

---

*Failure to report your tournament will result in a lowered maximum allocation or ineligibility to host the next Prerelease.*

### 🕒 Is there a deadline for reporting my tournament?

All tournaments must be reported within 7 days of taking place or they will be considered “delinquent.” Delinquent tournaments will be canceled by our system.

### 🕒 How do I report my event?

The Organizer who sanctioned the tournament must complete the tournament in the Tournament Operations Manager (TOM) software and save the tournament file (.tdf). TOM may be downloaded [here for Windows](#), and [here for Mac](#).

Please be aware that the manual upload option is not available for Prerelease tournaments.

# 11. Resources

## 11.1. Program Documents

---

[Play! Pokémon General Event Rules](#)

[Play! Pokémon TCG Rules and Formats](#)

[Sanctioning Regulations](#)

[Tournament Operations Procedures](#)

## 11.2. Tutorials

---

[Pokémon Trainer Club Account Creation Tutorial](#)

[Professor Program Tutorial](#)

[League Application Tutorial](#)

[Player ID Creation Tutorial](#)

[Prerelease Sanctioning and TOM Tutorial](#)

## 11.3. Tournament Operations Manager

---

[Windows Operating System Download](#)

[Macintosh Operating System Download](#)

## 11.4. Retail Liaison Contacts

---

Europe & South Africa

---

Claire Polo & Francesca Pezzi | Email: [retailereurope@pokemon.com](mailto:retailereurope@pokemon.com)

United States & Canada

---

Carlton Lonergan | Email: [c.lonergan@pokemon.com](mailto:c.lonergan@pokemon.com) | Tel: 425-229-6224

Steph Flores | Email: [s.flores@pokemon.com](mailto:s.flores@pokemon.com) | Tel: 425-229-6008